

MA Series

Stainless Steel Mini Cylinder



We make the difference

NEW
5V100
5V200
5V300
5V400
JSY
JEL10
JEL-JN
551
4F210
JELVD
DN
DSN
DN/DSN A
MA
MAC
MA/MAC A
MAL
MALC
MAL/MALC A
SDA

Features

1. Improving for adapting wide range applications, using precise polishing of piston rod, more sense of products quality and longer life of front seal.
2. Optima design and improve the production efficiency.
3. Combined with enterprise color planning and new structure design, stainless steel series cylinder integrated as the semicircular groove cramping.
4. Using embedded gasket, increase the pressured area of pistons after collision.



MA16X100

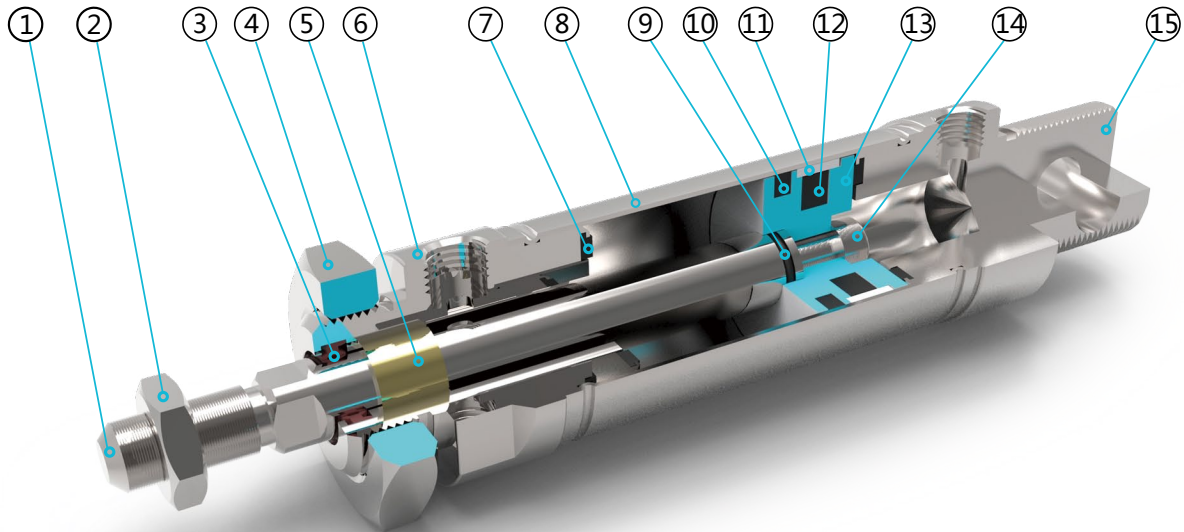
Ordering Code

MA	U	32	x	50	-	25	-	S	-	E	-	LB	-	MT
Series	Back Form	Bore	Stroke	Adjustable stroke	Magnet	Piston rod Material	Mountings	Sensor						
MA : Double Acting	Blank: Standard with eye mounting	12			S: With magnet	Blank: Carbon steel	Blank: Basic mountings	JEL-03R						
MSA : Single Acting Spring-out	CM: Standard with round back cover	16			Blank: Without magnet	E: Stainless steel	LB: Front and back mounting							
MTA : Single Acting Spring-in	U: Standard with flat back cover	20					FA: Front mounting flange							
MAD : Double-shaft		25					FB: Back mounting flange							
MAJ : Double-shaft with adjustable stroke		32					SDB: Back hinge							
		40												

Specification

Bore(mm)	12	16	20	25	32	40
Operation	Double Acting or Single Acting					
Working Medium	Air					
Mountings	Basic LB FA FB SDB					
Operating Pressure Range	0.1 ~ 1.0Mpa					
Proof Pressure	1.5 Mpa					
Operating Temperature Range	-20 ~ 70°C					
Operating Speed Range	50 ~ 800mm/s					
Cushion	Gasket Cushion					
Port Size	M5×0.8			G1/8"		

Internal Structure



Parts

Number	Name	Number	Name
1	Piston rod	9	O ring
2	Hexagon nut	10	Piston seal
3	Shaft seal	11	Anti-friction seal
4	Hexagon nut	12	Magnet
5	DU bearing	13	Piston
6	Front cover	14	Socket head cap screw
7	Anti-collision gasket	15	Back cover
8	Barrel		

NEW

5V100
5V200
5V300
5V400
JSY
JEL10
JEL-JN
551
4F210
JELVD
DN
DSN
DN/DSN A
MA
MAC
MA/MAC A
MAL
MALC
MAL/MALC A
SDA

MA Series

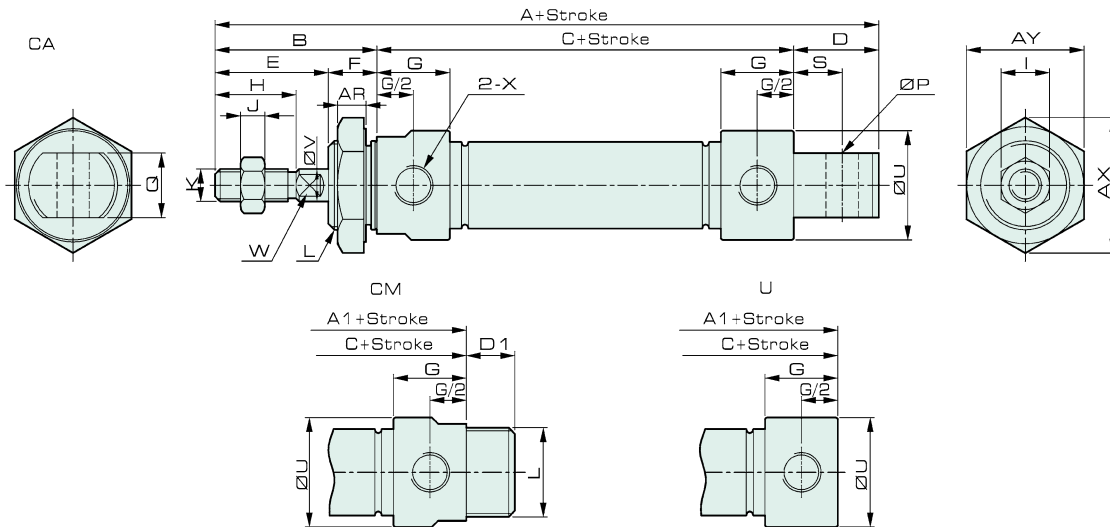
Stainless Steel Mini Cylinder



We make the difference

Overall Dimension

MA



Cylinder with or without magnet is the same size

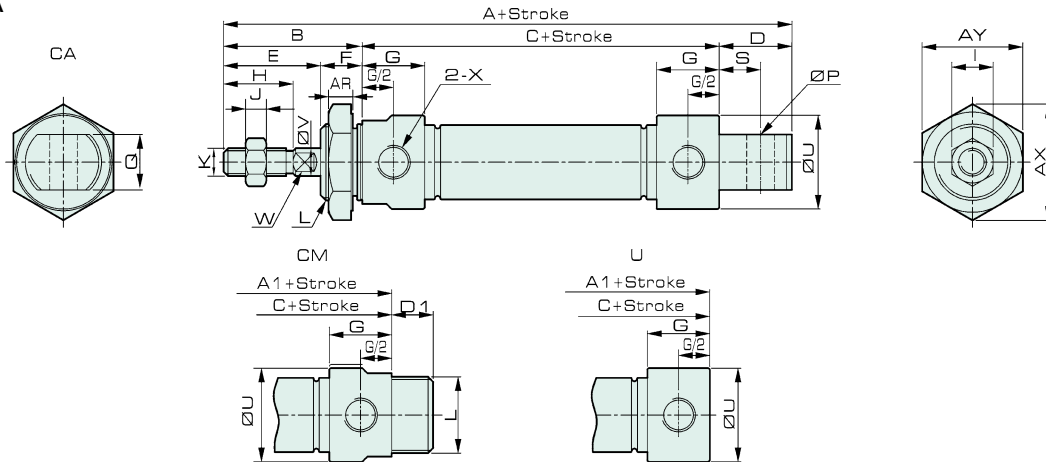
Dimension

Bore/ Symbol	A	A1	B	C	D	D1	E	F	G	G1	H	I	J	K
16	114	98	38	60	16	12	22	16	12	8	16	10	5	M6×1
20	137	116	40	76	21	12	28	12	18	13	20	12	6	M8×1.25
25	141	120	44	76	21	14	30	14	16	11	22	17	6	M10×1.25
32	147	120	44	76	27	14	30	14	16	11.5	22	17	6	M10×1.25
40	150	123	46	77	27	14	32	14	16.7	12	24	19	7	M12×1.25

Bore/ Symbol	L	P	Q	S	U	V	W	X	AR	AX	AY	Y
16	M16×1.5	6	12	9	21	6	5	M5×0.8	6	27.8	24	6
20	M22×1.5	8	16	12	27	8	6	G1/8	7	33.5	29	8.5
25	M22×1.5	8	16	12	30	10	8	G1/8	7	33.5	29	9.5
32	M24×2	10	16	15	35	12	10	G1/8	9	37	32	11.5
40	M30×2	12	20	15	42	16	14	G1/4	9	46	40	14

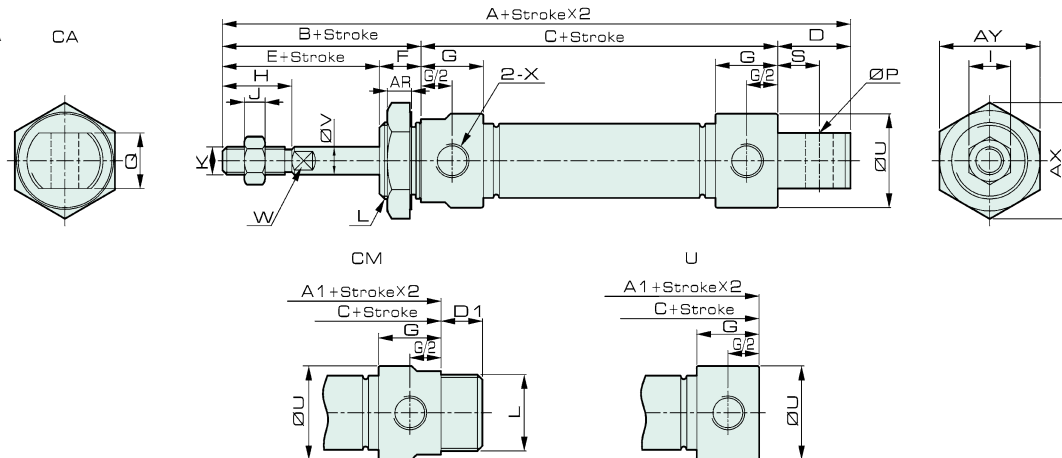
Overall Dimension

MSA



Cylinder with or without magnet is the same size

MTA



Cylinder with or without magnet is the same size

Dimension

Symbol	A			A1			B	C			D	D1	E	F	G
	Bore/Stroke	0-50	50-100	100-150	0-50	50-100		100-150	0-50	50-100					
16	139	164	-	123	148	-	38	85	110	-	16	12	22	16	12
20	162	187	212	141	166	191	40	101	126	151	21	12	28	12	18
25	166	191	216	145	170	195	44	101	126	151	21	14	30	14	16
32	172	197	222	145	170	195	44	101	126	151	27	14	30	14	16
40	175	200	225	148	173	198	46	102	127	152	27	14	32	14	16.7

Bore/Symbol	H	I	J	K	L	P	Q	S	U	V	W	X	AR	AX	AY
16	16	10	5	M6×1	M16×1.5	6	12	9	21	6	5	M5×0.8	6	27.8	24
20	20	12	6	M8×1.25	M22×1.5	8	16	12	27	8	6	G1/8	7	33.5	29
25	22	17	6	M10×1.25	M22×1.5	8	16	12	30	10	8	G1/8	7	33.5	29
32	22	17	6	M10×1.25	M24×2	10	16	15	35	12	10	G1/8	9	37	32
40	24	19	7	M12×1.25	M30×2	12	20	15	42	16	14	G1/4	9	46	40

- NEW
- 5V100
- 5V200
- 5V300
- 5V400
- JSY
- JEL10
- JEL-JN
- 551
- 4F210
- JELVD
- DN
- DSN
- DN/DSN A
- MA**
- MAC
- MA/MAC A
- MAL
- MALC
- MAL/MAC L A
- SDA

MA Series

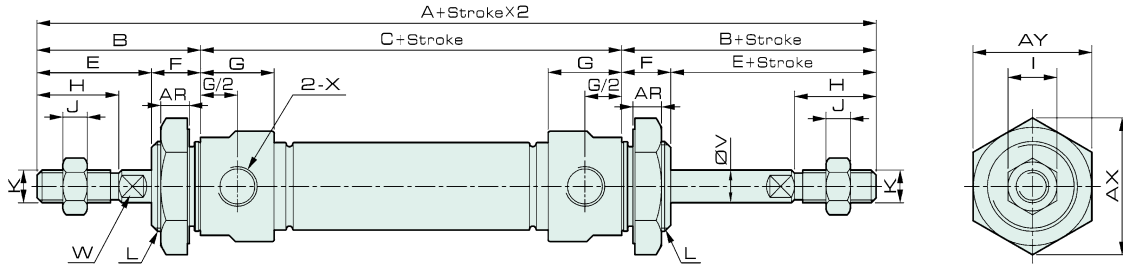
Stainless Steel Mini Cylinder



We make the difference

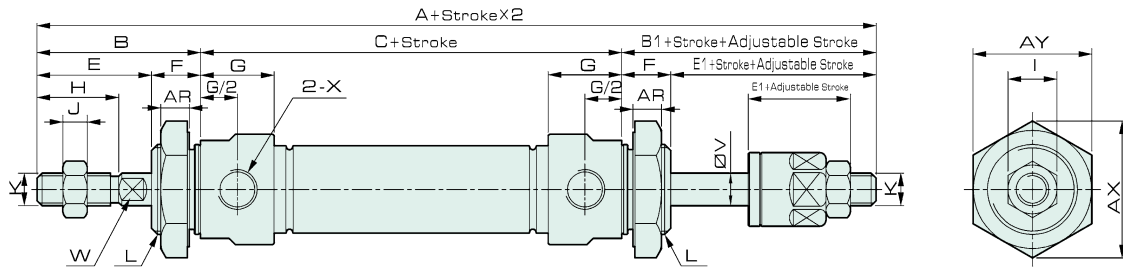
Overall Dimension

MAD



Cylinder with or without magnet is the same size

MAJ



Cylinder with or without magnet is the same size

Dimension

Bore/ Symbol	A	A1	B	B1	C	E	E1	F	G	G1	H	I	J	K	L	U	V	W	X	AR	AX	AY	Y
16	114	135	38	37	60	22	21	16	12	8	16	10	5	M6×1	M16×1.5	21	6	5	M5×0.8	6	27.8	24	6
20	137	153	40	37	76	28	25	12	18	13	20	12	6	M8×1.25	M22×1.5	27	8	6	G1/8	7	33.5	29	8.5
25	141	161	44	41	76	30	27	14	16	11	22	17	6	M10×1.25	M22×1.5	30	10	8	G1/8	7	33.5	29	9.5
32	147	161	44	41	76	30	27	14	16	11.5	22	17	6	M10×1.25	M24×2	35	12	10	G1/8	9	37	32	11.5
40	150	165	46	42	77	32	28	14	16.7	12	24	19	7	M12×1.25	M30×2	42	16	14	G1/4	9	46	40	14