

Push-pull valve(5/2way)



4L Series



Specification

Model	4L110-06	4L210-06	4L210-08	4L310-08	4L310-10
Fluid	Air (to be filtered by 40 μm filter element)				
Operating	Manual control direct acting type				
Port size ^①	1/8"		1/4"		3/8"
Orifice size	12.0mm ² (Cv=0.67)	14.0mm ² (Cv=0.78)	16.0mm ² (Cv=0.89)	25.0mm ² (Cv=1.39)	30.0mm ² (Cv=1.67)
Valve type	5/2 Way				
Lubrication ^②	Not required				
Pressure range	0~0.8MPa(0~116psi)				
Proof pressure	1.5MPa(215psi)				
Temperature	-20~70°C				
Material body	Aluminum alloy				

① PT thread. NPT thread and G thread are available;

② Once lubricated air is used, continue with same medium to optimise valve life span. It is suggested to use ISO VG32 lubricant or the oil with the same grade.

Ordering code

4L 2 10 08

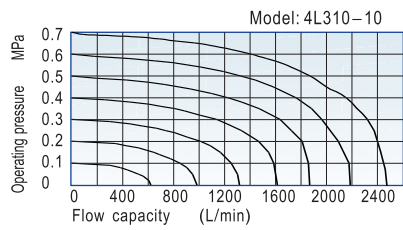
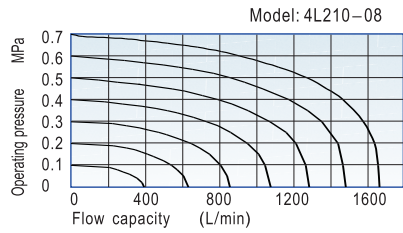
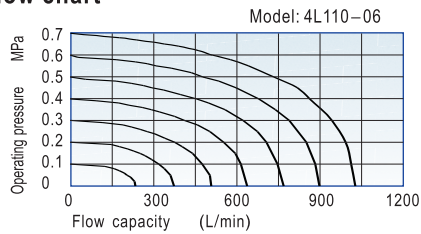
- Model**
 - 4L: 5 port 2 position push-pull valve
- Code**
 - 1: 100 Series
 - 2: 200 Series
 - 3: 300 Series
- Valve type**
 - 10: 2 position
- Thread type**
 - Blank: PT
 - T: NPT
 - G: G
- Port size**

Code	Port size
100 Series	06: 1/8"
200 Series	06: 1/8"
	08: 1/4"
300 Series	08: 1/4"
	10: 3/8"

Symbol



Flow chart



Dimensions

Item\Type	4L110		4L210		4L310		Item\Type	4L110		4L210		4L310	
	06	06	08	08	10	10		06	06	08	08	10	10
A1	1/8"	1/8"	1/8"	1/4"	1/4"	M	21.2	21.7	21.7	28	28		
A2	1/8"	1/8"	1/4"	1/4"	3/8"	N	3.3	4.3	4.3	4.3	4.3		
B	28	36	36	45	45	P	19	23.5	23.5	27.5	27.5		
C	14.2	13.7	13.7	17.5	17.5	Q	27	35	35	40	40		
D	28.2	31.7	31.7	40	40	R	58	65	65	80.8	80.8		
E	2	0	0	0	0	S	10	10	10	10	10		
F	13	17	17	20	20	T	3.3	3.3	3.3	4.3	4.3		
G	18	22	22	27	27	U	30	38	38	50	50		
H	22	22	22	25	25	V	13.2	12.7	12.7	15	15		
I	12	14	14	16	16	W	3	0	3	0	4		
J	0.75	1.0	1.0	1.0	1.0	X	16	18	21	22	24		
K	90	98	98	115	115	Y	20.2	22.7	21.2	29	28		
L	14	20	20	24	24								

Inner structure

No.	Item	No.	Item	No.	Item
1	Round head screw	6	Spring	11	Top cover
2	Bottom cover	7	Stop screw	12	Safety nut
3	Body	8	Spring base	13	Hand grip
4	Spool	9	Steel ball		
5	O-ring	10	Hexagon nut		

